

Valve Regulated Lead-Acid Rechargeable Battery

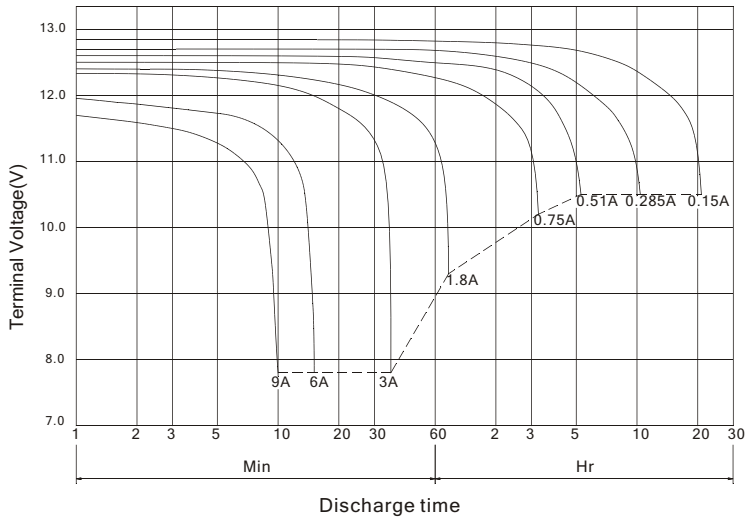
LA-12V3.2

The battery is constructed by plates, separators, safety valves and container. Since the electrolyte is held by a glass-mat separator and plates, the battery can be used in any direction and position without leakage.

PERFORMANCE SPECIFICATIONS

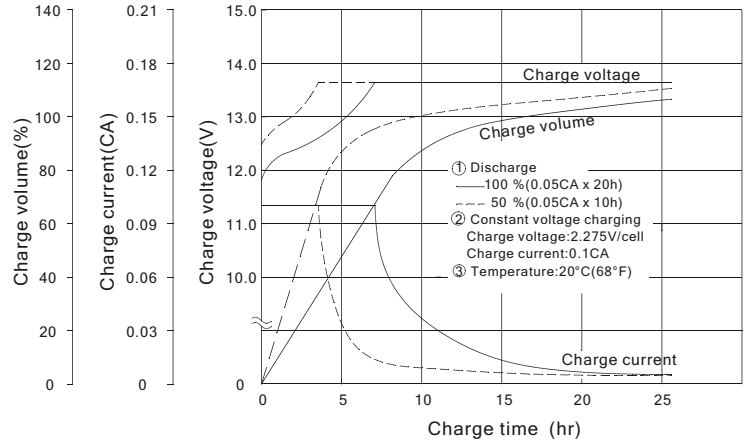
Nominal Voltage(V).....	12 volts(6cells in series)
Nominal Capacity(AH)	
20 hour rate F.V.(1.75V/cell)(150mA to 10.50volts)	3.00A.H.
10 hour rate F.V.(1.75V/cell)(285mA to 10.50volts)	2.85A.H.
5 hour rate F.V.(1.75V/cell)(510mA to 10.50volts)	2.55A.H.
1 hour rate F.V.(1.55V/cell)(1800mA to 9.30volts).....	1.80A.H.
Approximate Weight.....	1300g(2.87lbs.)
Terminal	
Standard.....	T1
Optional.....	T2
Internal Resistance (Fully Charged Battery).....	<60mΩ
Maximum Discharge Current For 5 sec.(A).....	45A
Maximum Charge Current(A).....	0.9A
Ambient Temperature	
Charge.....	0°C(32°F)~40°C(104°F)
Discharge.....	-20°C(-4°F)~50°C(122°F)
Storage.....	-20°C(-4°F)~40°C(104°F)
Vibration test:	
Frequency: 16.7HZ	
Amplitude: 4mm	
Vibrate the battery horizontally or vertically for 60 minutes. The battery have no abnormality.	
Case.....	ABS
Dimension(mm/inch)	
Length ±1.5mm.....	134/5.28
Width ±1.5mm.....	67/2.64
Container Height ±1.5mm.....	60/2.36
Total Height ±2mm.....	66/2.60
Application.....	Electronic Toy-Cars, Emergency Lights, Rechargeable Flashlights, UPS, Fans.

BP3-12 Battery discharge characteristics (25°C/77°F)



Battery Charging Characteristics

(Typical example of the charge characteristics for the standby use)

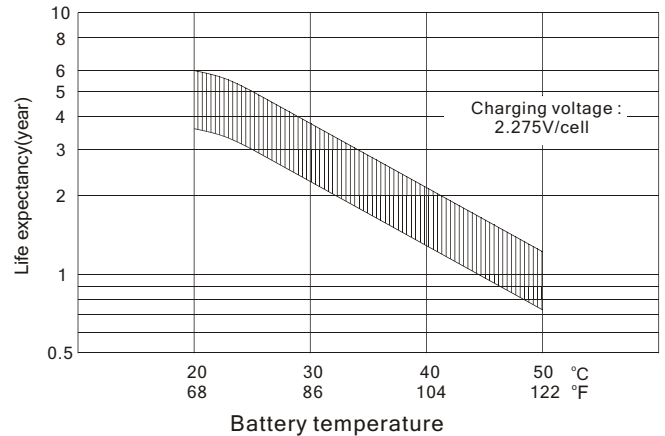


Charging Procedure

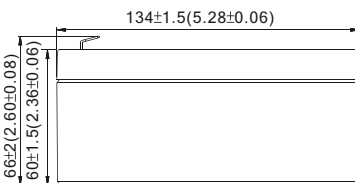
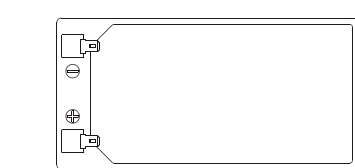
Application	Charging method	Charging Voltage at 20°C (V/cell)	Temperature compensation coefficient of charging voltage (mV/°C/cell)	Max. charging current (CA)	Charging time 0.1CA, 20°C (h)		Temp (°C)
					100% discharge	50% discharge	
For standby power Source	Constant voltage & Constant current charging (with current restriction)	2.25~2.30	-3	0.3	24	20	0~40 (32~104°F)
For cycle service		2.40~2.50	-4	0.3	16	10	

*Temperature compensation of charging voltage is not needed, when using the batteries within 5°C to 35°C range.

Effect of Temperature on Long Term Float Life

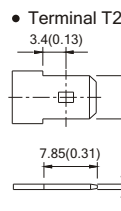
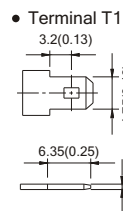


OUTER DIMENSIONS



TERMINAL TYPE

mm(inch)



Constant power discharge characteristics at 25°C/77°F

Final Voltage	Discharge time								
	5Min	10Min	15Min	30Min	1Hr	3Hr	5Hr	10Hr	20Hr
10.80V	108.5	79.8	64.0	38.1	21.83	8.74	6.03	3.37	1.76
10.50V	125.5	86.5	66.9	39.5	22.49	8.92	6.12	3.42	1.80
10.20V	133.4	89.6	69.0	40.4	22.89	9.00	6.15	3.44	1.81
9.90V	139.4	91.8	70.6	41.0	23.17	9.06	6.17	3.45	1.81
9.60V	144.0	93.6	72.0	41.4	23.40	9.12	6.19	3.45	1.81

TERMINAL POSITION

