

Valve Regulated Lead-Acid Rechargeable Battery

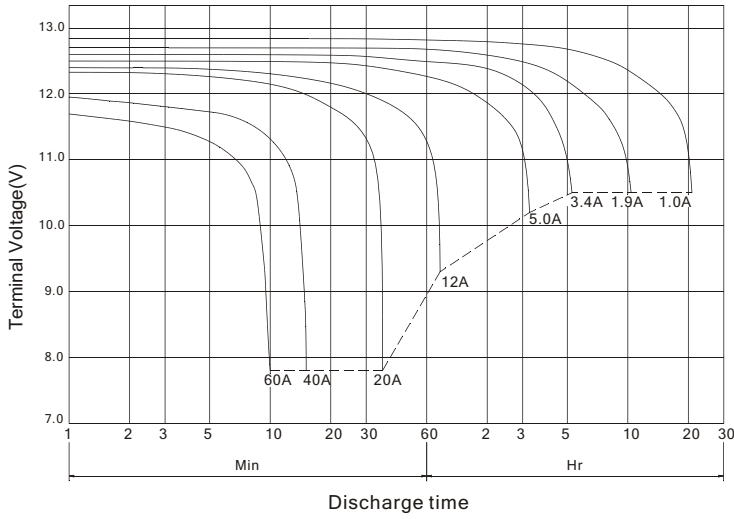
LA-12V20-NB

The battery is constructed by plates, separators, safety valves and container. Since the electrolyte is held by a glass-mat separator and plates, the battery can be used in any direction and position without leakage.

PERFORMANCE SPECIFICATIONS

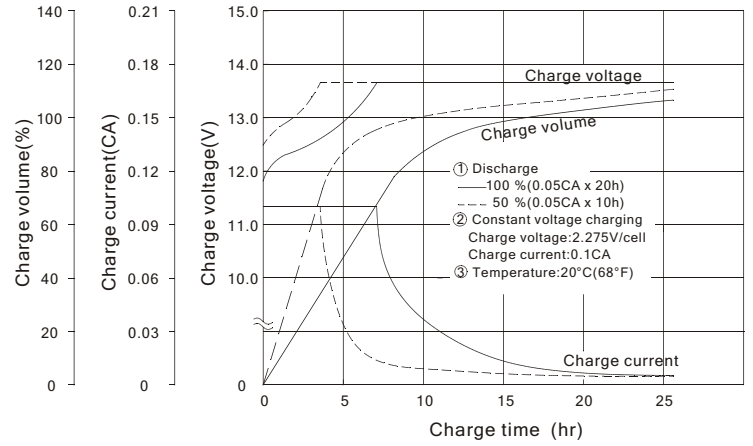
Nominal Voltage(V).....	12 volts(6cells in series)
Nominal Capacity(AH)	
20 hour rate F.V.(1.75V/cell) (1000mA to 10.50volts)	20.0A.H.
10 hour rate F.V.(1.75V/cell) (1900mA to10.50volts)	19.0A.H.
5 hour rate F.V.(1.75V/cell) (3400mA to 10.50volts)	17.0A.H.
1 hour rate F.V.(1.55V/cell) (12000mA to 9.30volts).....	12.0A.H.
Approximate Weight.....	6350g(14.00lbs.)
Terminal	
Standard.....	Type B1
Optional.....	Type T2,I1
Internal Resistance (Fully Charged Battery).....	<11m Ω
Maximum Discharge Current For 5 sec.(A).....	300 A
Maximum Charge Current(A).....	6A
Ambient Temperature	
Charge.....	0°C(32°F)~40°C(104°F)
Discharge.....	-20°C(-4°F)~50°C(122°F)
Storage.....	-20°C(-4°F)~40°C(104°F)
Vibration test:	
Frequency: 16.7HZ	
Amplitude: 4mm	
Vibrate the battery horizontally or vertically for 60 minutes. The battery have no abnormality.	
Case.....	ABS
Dimension(mm/inch)	
Length ±1.5mm.....	181/7.13
Width ±1.5mm.....	76/2.99
Container Height ±1.5mm.....	166/6.54
Total Height ±1.5mm.....	166/6.54
Application.....	UPS, Fishing Lights, Emergency Lights, Lawn Mowers, Video Camcorders(VCR).

BP20-12 Battery discharge characteristics (25°C/77°F)



Battery Charging Characteristics

(Typical example of the charge characteristics for the standby use)

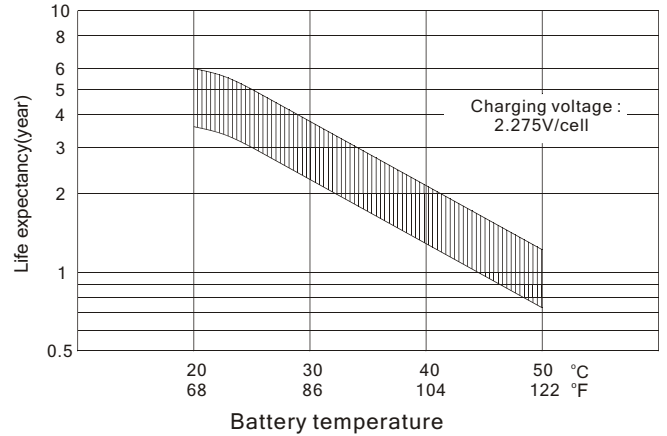


Charging Procedure

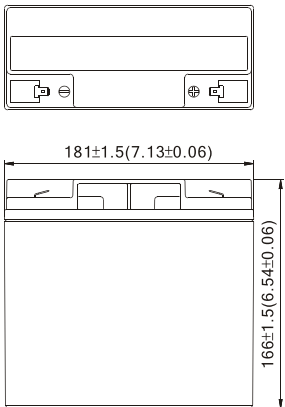
Application	Charging method	Charging Voltage at 20°C (V/cell)	Temperature compensation coefficient of charging voltage (mV/°C/cell)	Max. charging current (CA)	Charging time 0.1CA, 20°C (h)		Temp (°C)
					100% discharge	50% discharge	
For standby power Source	Constant voltage & Constant current charging (with current restriction)	2.25~2.30	-3	0.3	24	20	0~40 (32~104°F)
For cycle service		2.40~2.50	-4	0.3	16	10	

*Temperature compensation of charging voltage is not needed, when using the batteries within 5°C to 35°C range.

Effect of Temperature on Long Term Float Life



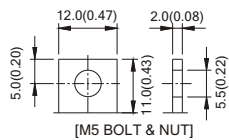
OUTER DIMENSIONS



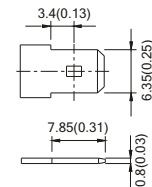
TERMINAL TYPE

mm(inch)

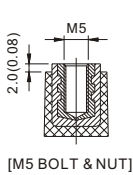
● Terminal B1



● Terminal T2



● Terminal I1



Constant power discharge characteristics at 25°C/77°F

Final Voltage	Discharge time								
	5Min	10Min	15Min	30Min	1Hr	3Hr	5Hr	10Hr	20Hr
	Battery output power(W)								
10.80V	723	532	427	254	146	58.3	40.2	22.46	11.88
10.50V	837	577	446	263	150	59.5	40.8	22.80	12.00
10.20V	889	597	460	270	153	60.0	41.0	22.91	12.00
9.90V	929	612	471	273	154	60.4	41.2	22.98	12.00
9.60V	960	624	480	276	156	60.8	41.3	22.98	12.00

TERMINAL POSITION

