

Valve Regulated Lead-Acid Rechargeable Battery

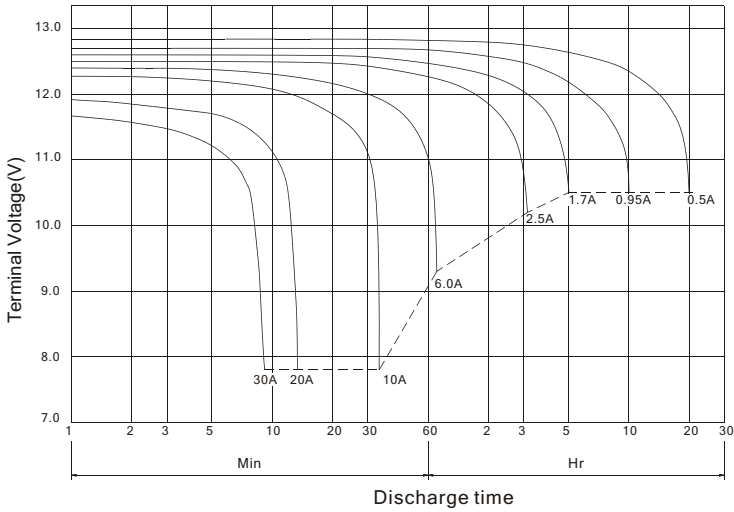
LA-12V10

The battery is constructed by plates, separators, safety valves and container. Since the electrolyte is held by a glass-mat separator and plates, the battery can be used in any direction and position without leakage.

PERFORMANCE SPECIFICATIONS

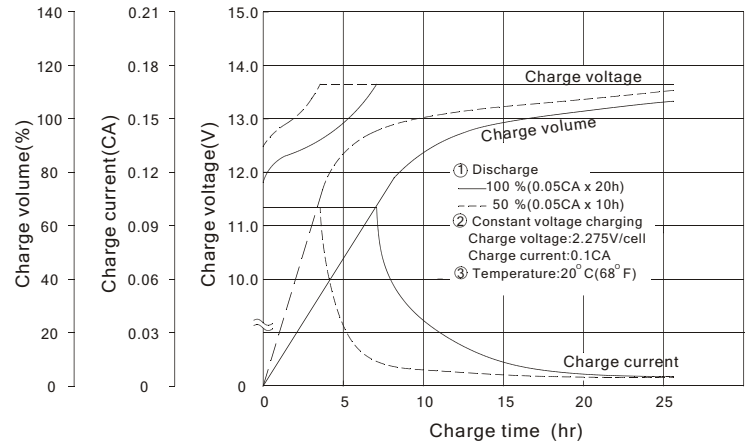
Nominal Voltage(V).....	12 volts(6cells in series)
Nominal Capacity(AH)	
20 hour rate F.V.(1.75V/cell)(500mA to 10.50volts)	10.0A.H.
10 hour rate F.V.(1.75V/cell)(950mA to 10.50volts).....	9.50A.H.
5 hour rate F.V.(1.75V/cell)(1700mA to 10.50volts)	8.50A.H.
1 hour rate F.V.(1.55V/cell)(6000mA to 9.30volts).....	6.00A.H.
Approximate Weight.....	3300g(7.28bs.)
Terminal	
Standard.....	Type T2
Optional.....	Type T1
Internal Resistance (Fully Charged Battery).....	<25m Ω
Maximum Discharge Current For 5 sec.(A).....	150A
Maximum Charge Current(A).....	3.00A
Ambient Temperature	
Charge.....	0°C(32°F)~40°C(104°F)
Discharge.....	-20°C(-4°F)~50°C(122°F)
Storage.....	-20°C(-4°F)~40°C(104°F)
Vibration test:	
Frequency: 16.7HZ	
Amplitude: 4mm	
Vibrate the battery horizontally or vertically for 60 minutes. The battery have no abnormality.	
Case.....	ABS
Dimension(mm/inch)	
Length \pm 1.5mm.....	151/5.95
Width \pm 1.5mm.....	65/2.56
Container Height \pm 1.5mm.....	112/4.41
Total Height \pm 2mm.....	116/4.57
Application.....	UPS, Laboratory Equipment.

Battery discharge characteristics (25°C/77°F)



Battery Charging Characteristics

(Typical example of the charge characteristics for the standby use)

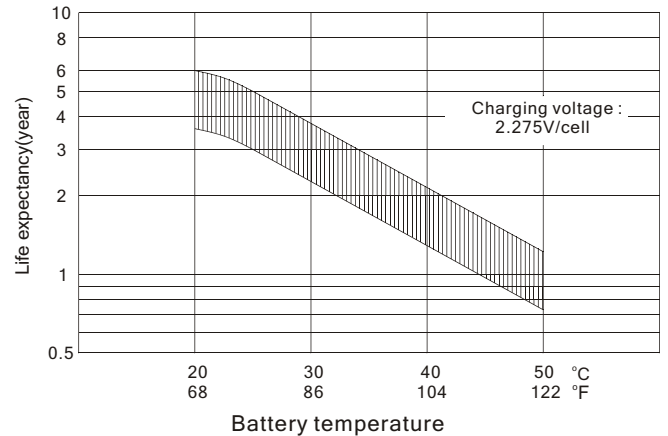


Charging Procedure

Application	Charging method	Charging Voltage at 20°C (V/cell)	Temperature compensation coefficient of charging voltage (mV/°C/cell)	Max. charging current (CA)	Charging time 0.1CA, 20°C (h)		Temp (°C)
					100% discharge	50% discharge	
For standby power Source	Constant voltage & Constant current charging (with current restriction)	2.25~2.30	-3	0.3	24	20	0~40 (32~104°F)
For cycle service		2.40~2.50	-4	0.3	16	10	

*Temperature compensation of charging voltage is not needed, when using the batteries within 5°C to 35°C range.

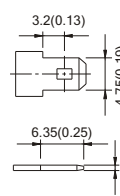
Effect of Temperature on Long Term Float Life



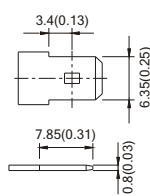
TERMINAL TYPE

mm(inch)

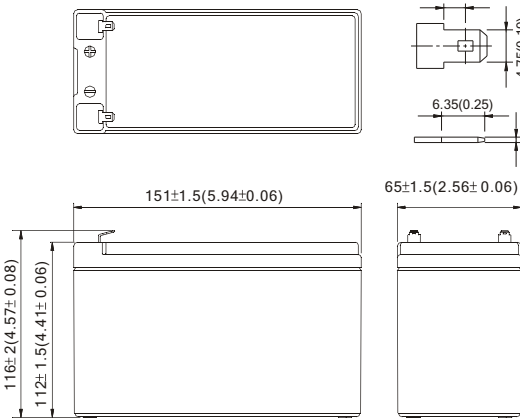
● Terminal T1



● Terminal T2



OUTER DIMENSIONS



Constant power discharge characteristics at 25°C/77°F

Final Voltage	Discharge time								
	5Min	10Min	15Min	30Min	1Hr	3Hr	5Hr	10Hr	20Hr
	Battery output power(W)								
10.80V	361.6	266.2	213.3	126.9	72.78	29.15	20.10	11.23	5.88
10.50V	418.5	288.3	223.1	131.8	74.97	29.73	20.40	11.40	6.00
10.20V	444.7	298.8	222.5	134.8	76.31	30.00	20.51	11.46	6.03
9.90V	464.6	305.9	235.3	136.7	77.23	30.21	20.58	11.49	6.04
9.60V	480.0	312.0	240.0	138.0	78.00	30.39	20.64	11.49	6.04

TERMINAL POSITION

