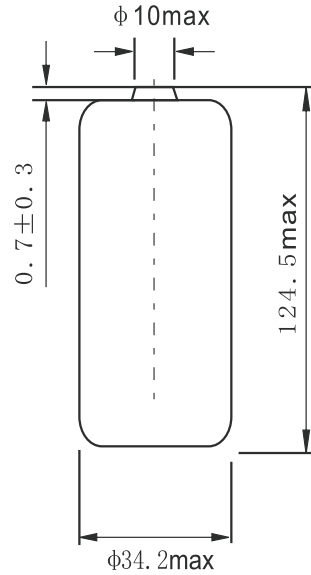
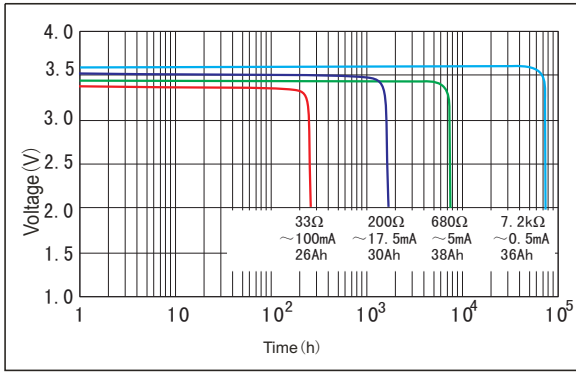




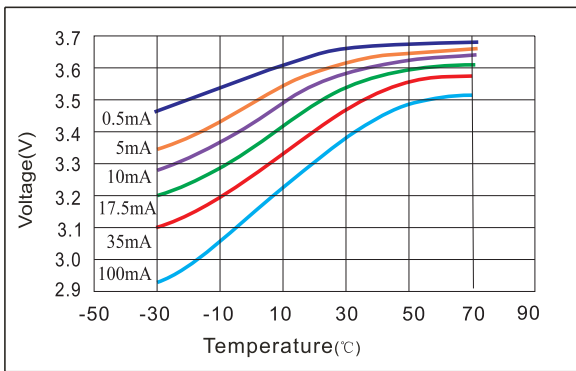
# ER341245H 38Ah

Discharge characteristics at 25°C



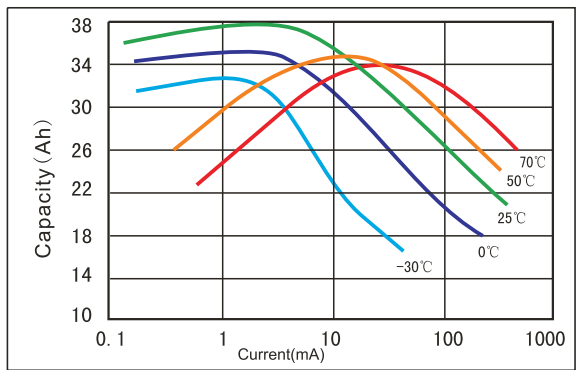
Dimensions in mm  
weight:200g

Voltage vs Temperature curve



Available Terminations	
-/P*	Axial pin
-/T /PT2*	Radial Pin
-/PT /TP*	Polarized Tab
(*) : Reference to Standard Terminals for Single Cells	

Capacity vs Current curve (cut off with 2.0V)



Discharge characteristics after storage

