

Product Specification for Solar Charger Controller for 11.1V Li-ion Battery Pack (SC-LI11V)



(<http://www.batteryspace.com>)

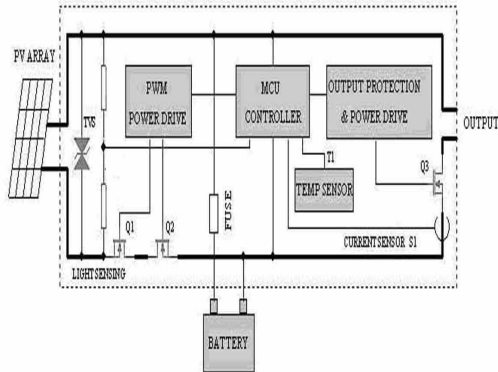
Address: 2700 Rydin Road, Unit C, Richmond, CA, 94804

Tel: 510-525-2328

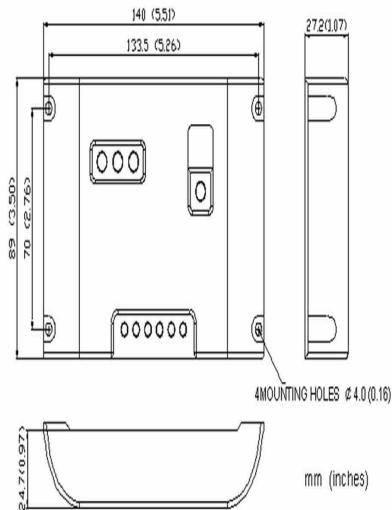
Fax: 510-439-2808

Email: sales@batteryspace.com

SYSTEM MAIN CIRCUIT DIAGRAM



MECHANICAL DRAWING

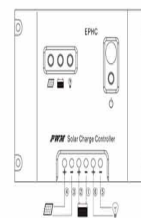


INSTRUCTIONA MANUAL

-----Solar charge controller for
11.1V Li-ion battery pack



INSTALLATION



- Connect wires in order indicated 1-6(#1, 2 for 11.1V Li-ion battery pack, #4,3 for <170w solar panel, #6, 5 for either 12VDC load device or 12VDC to 110/240VAC)
- Use with 11.1V Li-ion battery pack only
- Use with 12V systems only
- Do not exceed Solar and Load ratings (5A or 10A), depending on version

LED INDICATOR



Green ON when solar is charging battery
Green blink when the system over voltage



Green ON when battery level in the right range
Green slowly flashing when battery level full
Yellow ON when battery level low
Red ON when loads cut off



Red slowly flashing when its over load
(the load amp is 1.25 times of rated current for 60 seconds, or the load amp is 1.5 times of rated current for 5 seconds)
Red blink when the load is short-circuit.



Red ON when the switch is ON.
Red OFF when the switch is OFF.

Please note:

1. the output will cut off once there is over load or short circuit. Press the power switch, the controller will resume to work after 30 seconds.
2. After over discharged, the controller will resume to work when the battery is charged to 9.5V. (for 12V system only, for 24v, use 2X)
After over discharged, the controller will resume to work while you press the power switch, note the battery voltage needs to be over 9V.

To correct problem

1. Check wires
2. Reduce amps if needed

3. Reset controller

- Disconnect battery +
- Reconnect battery +

RATINGS (12V or 12/24V auto work)

EPHC-5 80Watts or 5 Amps for Solar and Load
EPHC-10 170Watts or 10 Amps for Solar and Load
NOTES: For use with solar panels only

TECHNICAL INFORMATION

- Low voltage Disconnect 8.25 Volts
 - Low voltage Reconnect 9.5 Volts
 - Float charging voltage 12.7 Volts
- Note: all is for 12V system only, use 2x for 24 Volt system**
- Microcontroller digital accuracy
 - Type of Charging Series PWM & stat of charge(SOC) PWM, and Float, temperature compensated charging
 - Electronic protections Short circuit and over current-solar and load
Reverse polarity-solar, load, battery
Reverse current at night
Limits high voltage to protect loads
Lighting protection
 - Tropicalization Conformal coated printed circuit board
 - Terminals For wire sizes to 2.5mm²
 - Weights 250g
 - Dimension 140*90.5mm
 - Self-consumption 6mA maximum
 - Temperature -35°C to 55°C
 - Enclosure IP22
 - Compliance CE