

# Valve Regulated Lead-Acid Rechargeable Battery

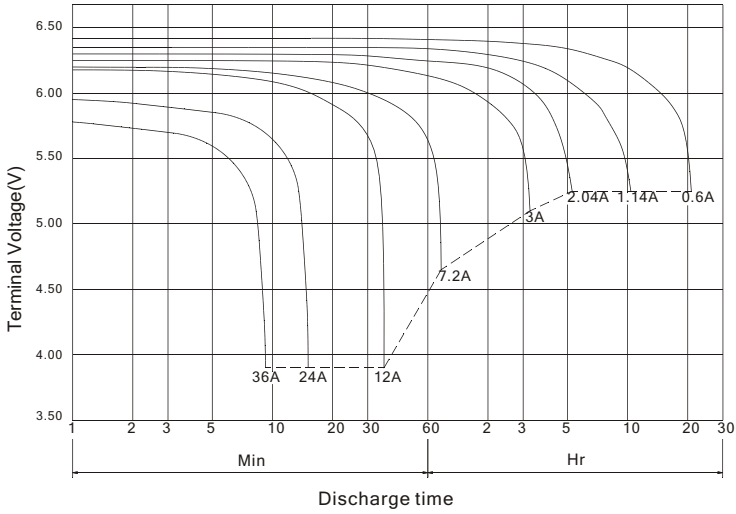
## LA-6V12F1

The battery is constructed by plates, separators, safety valves and container. Since the electrolyte is held by a glass-mat separator and plates, the battery can be used in any direction and position without leakage.

### PERFORMANCE SPECIFICATIONS

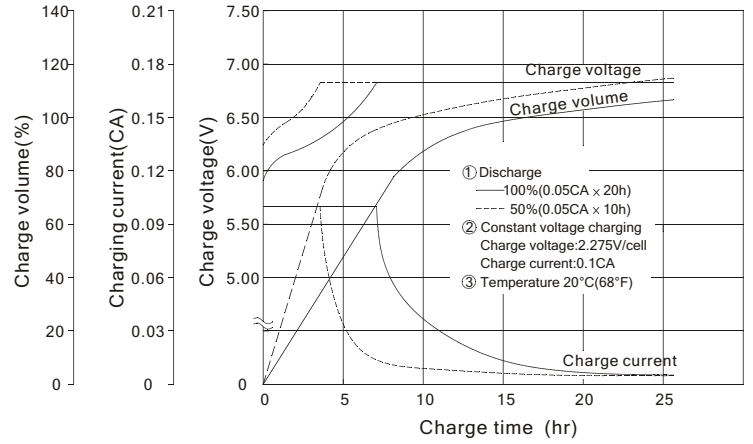
Nominal Voltage(V).....	6 volts(3cells in series)
Nominal Capacity(AH)	
20 hour rate F.V.(1.75V/cell) (600mA to 5.25volts).....	12.0A.H.
10 hour rate F.V.(1.75V/cell) (1140mA to 5.25volts) .....	11.4A.H.
5 hour rate F.V.(1.75V/cell) (2040mA to 5.25volts) .....	10.2A.H.
1 hour rate F.V.(1.55V/cell) (7200mA to 4.65volts).....	7.2A.H.
Approximate Weight.....	1980g(4.37lbs.)
Terminal	
Standard.....	Type T1
Optional.....	Type T2
Internal Resistance (Fully Charged Battery).....	<9m $\Omega$
Maximum Discharge Current For 5 sec.(A).....	180A
Maximum Charge Current(A).....	3.60A
Ambient Temperature	
Charge.....	0°C(32°F)~40°C(104°F)
Discharge.....	-20°C(-4°F)~50°C(122°F)
Storage.....	-20°C(-4°F)~40°C(104°F)
Vibration test:	
Frequency: 16.7HZ	
Amplitude: 4mm	
Vibrate the battery horizontally or vertically for 60 minutes. The battery have no abnormality.	
Case.....	ABS
Dimension(mm/inch)	
Length $\pm 1.5$ mm.....	151/5.94
Width $\pm 1.5$ mm.....	50/1.97
Container Height $\pm 1.5$ mm.....	94/3.70
Total Height $\pm 2$ mm.....	100/3.94
Application.....	Electronic Toy-Cars, Emergency Lights, Rechargeable Flashlights, UPS, Fans.

### Battery discharge characteristics (25°C/77°F)



### Battery Charging Characteristics

(Typical example of the charge characteristic for the standby use)

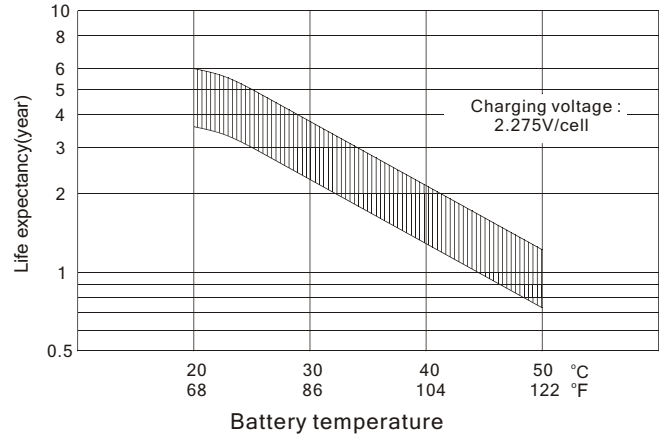


### Charging Procedure

Application	Charging method	Charging Voltage at 20°C (V/cell)	Temperature compensation coefficient of charging voltage (mV/°C/cell)	Max. charging current (CA)	Charging time 0.1CA, 20°C (h)		Temp (°C)
					100% discharge	50% discharge	
For standby power Source	Constant voltage & Constant current charging (with current restriction)	2.25~2.30	-3	0.3	24	20	0~40 (32~104°F)
For cycle service		2.40~2.50	-4	0.3	16	10	

\*Temperature compensation of charging voltage is not needed, when using the batteries within 5°C to 35°C range.

### Effect of Temperature on Long Term Float Life



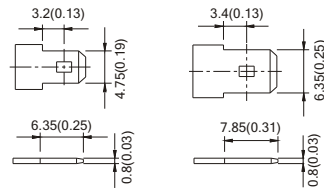
### TERMINAL TYPE

mm(inch)

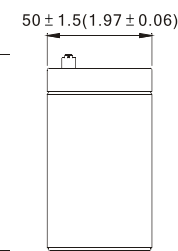
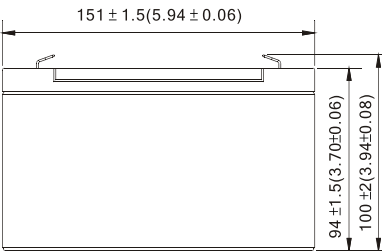
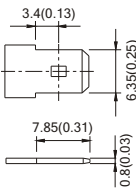
### OUTER DIMENSIONS



#### Terminal T1



#### Terminal T2



### Constant power discharge characteristics at 25°C/77°F

Final Voltage	Discharge time								
	5Min	10Min	15Min	30Min	1Hr	3Hr	5Hr	10Hr	20Hr
	Battery output power(W)								
5.40V	216.9	159.7	128.0	76.1	43.67	17.49	12.06	6.74	3.52
5.25V	251.1	173.0	133.9	79.0	44.98	17.84	12.24	6.84	3.60
5.10V	266.8	179.2	138.0	80.8	45.79	18.00	12.31	6.87	3.62
4.95V	278.8	183.5	141.2	82.0	46.34	18.13	12.35	6.89	3.63
4.80V	288.0	187.2	144.0	82.8	46.80	18.23	12.39	6.89	3.63

### TERMINAL POSITION

