

Product Specification

Product Model: Nickel-Cadmium Battery

Product Type: J-2/3AA400

Draw up: Technical Department

Date: 11/28/2007

AA Portable Power Corp

Add: 860S 19th St, unitA, Richmond, CA, 94804

Tel: 510-525-2328

Fax: 510-438-2808

Reserves the right to alter or amend the design,model and specification without prior notice.

1 、 SCOPE

This specification governs the performance of the following Nickel-Cadmium cylindrical cell and its stack-up battery.

Model: 2/3AA400

Cell Size: 2/3AAcrew cut(13.9±0.1×28.1±0.5)mm

2 、 DATA OF STACK UP BATTERIES

All data involve voltage and weight of stack-up batteries are equal to the value of unit cell multiplied by the number of unit cell which consisted in the stack-up batteries.

Example : Stack-up batteries consisting three unit cells

Nominal voltage of unit cell=1.2V

Nominal voltage of stack-up batteries =1.2V×3=3.6V

3、 RATINGS

Description	Unit	Specification	Condition
Nominal Voltage	V/cell	1.2	Unit cell or stack-up batteries
Nominal Capacity	mAh	400	Standard Charge/Discharge
Standard Charge	mA	40 (0.1C)	T ₁ =20±5°C (See Note 1)
	hour	14~16	
Fast Charge	mA	400 (1C)	- ΔV=0~15mV/cell , Timer Cutoff=120% nominal capacity , Temp.Cutoff=55°C , dT/dt=0.8°C/min, T ₁ =20±5°C
	hour	1.2 approx (See Note 2)	
Trickle Charge	mA	(0.03C)~(0.05C)	T ₁ =20±5°C
Standard discharge	mA	80 (0.2C)	T ₁ = 20±5°C Humidity: Max85%
Discharge Cut-off Voltage	V/cell	1.0	
Storage Temperature	°C	-20~30(Within 1 year)*	Discharged state Humidity: Max85%
		-20~40(Within 6 months)	
		-20~50(Within 1 month)	
		-20~60(Within 1 week)	
Typical Weight	Gram	10.5	unit cell

*To keep the best performance for those not used for a long time,we recommend to charge and discharge the cells/batteries at least once in every 6 months.

Reserves the right to alter or amend the design,model and specification without prior notice.

4、 PERFORMANCE

Unless otherwise stated, tests should be done within one month of delivery under the following conditions:

Ambient Temperature : $20\pm 5^{\circ}\text{C}$

Relative Humidity : $65\pm 20\%$

Notes: Standard Charge/Discharge conditions:

Charge: 40 mA(0.1C)× 14 hours

Discharge: 80 mA(0.2C) to 1.0V/cell

Test	Unit	Specification	Condition	Remarks
Capacity	mAh	≥ 400	Standard Charge / discharge	up to 3 cycles are allowed
Open Circuit Voltage(OCV)	V	≥ 1.25	Within 1 hour after standard charge	
Internal Impedance	m Ω	≤ 35	Upon fully charged(1KHz)	
High Rate Discharge(1C)	min	≥ 51	Standard Charge, 1 hour rest before discharge by 1C to 1.0V/cell	up to 3 cycles are allowed
Charge Retention	mAh	≥ 260 (65%)	Standard Charge,Storage: 28 days,Standard Discharge	$T_1=20\pm 5^{\circ}\text{C}$
IEC Cycle Life	Cycle	≥ 500	IEC61951-1(2003)7.4.1.1	see Note 3
Leakage		No leakage nor deformation	Fully charged at 40 mA for 28 days	
Vibration Resistance		Change of voltage should be less than 0.02V/cell,change of impedance should be less than 5milliohm/cell	Charge the battery at 0.1C for 14hrs,then leave for 24hrs,check battery before/after vibration,amplitude 1.5mm,vibration 3000 CPM,any direction for 60mins.	
Impact Resistance		Change of voltage should be less than 0.02V/cell,change of impedance should be less than 5milliohm/cell	Charge the battery at 0.1C for 14hrs,then leave for 24hrs,check battery before/after dropped,height 50 cm wooden board(thickness 30mm)direction not specified,3 times.	

Reserves the right to alter or amend the design,model and specification without prior notice.

5、 CONFIGURATION, DIMENSIONS AND MARKINGS

Please refer to the attached drawing.

6、 EXTERNAL APPEARANCE

The cell/battery shall be free from cracks, scars, breakage, rust, discoloration, leakage or deformation.

7、 WARRANTY

One year limited warranty against workmanship and material defects.

8、 CAUTION

[1]Reverse charging is not acceptable.

[2]Charge before use. The cells/batteries are delivered in an uncharged state.

[3]Do not charge/discharge with more than our specified current.

[4]Do not short circuit the cell/battery Permanent damage to the cells/batteries may result.

[5]Do not incinerate or mutilate the cells/batteries.

[6]Do not solder directly to the cells/batteries.

[7]The expected life may be reduced if the cells/batteries are subjected to adverse conditions as:
extreme temperature, deep cycling, excessive overcharge/ over-discharge.

[8]Store the cells/batteries in a cool dry place. Always discharge batteries before packing.

Notes:

(1) T_1 : Ambient Temperature.

(2) Approximate charge time from discharged state, for reference only.

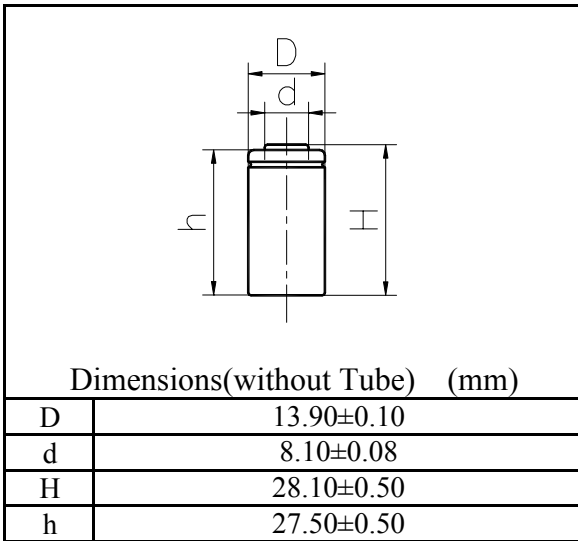
(3) IEC61951-1(2003)7.4.1.1 Cycle Life:

Cycle No.	Charge	Rest	Discharge
1	0.1C×16h	None	0.25C×2h20min
2-48	0.25C×3h10min	None	0.25C×2h20min
49	0.25C×3h10min	None	0.25C to 1.0V/cell
50	0.1C×16h	1-4h	0.2C to 1.0V/cell
Cycle 1 to 50 shall be repeated until the discharge duration on any 50th cycle becomes less than 3 h.			

Reserves the right to alter or amend the design,model and specification without prior notice.

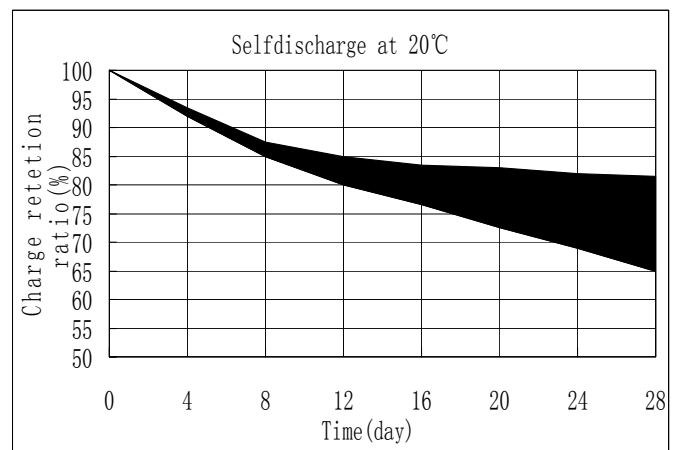
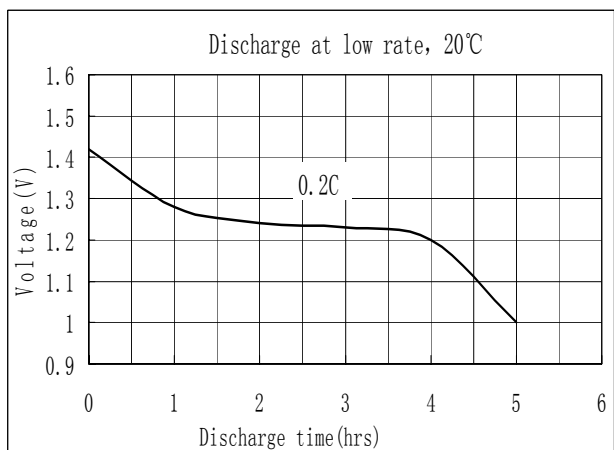
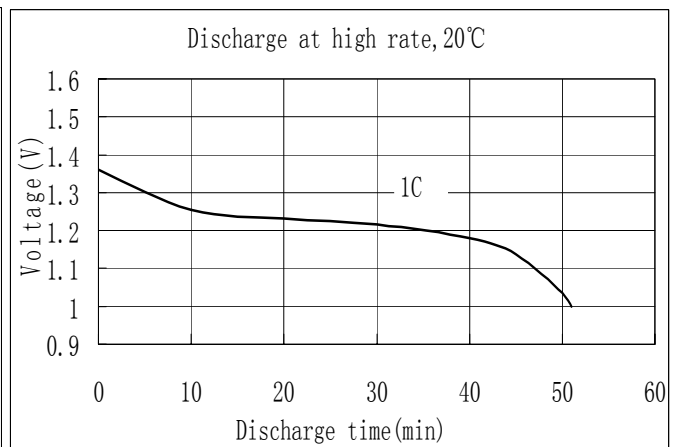
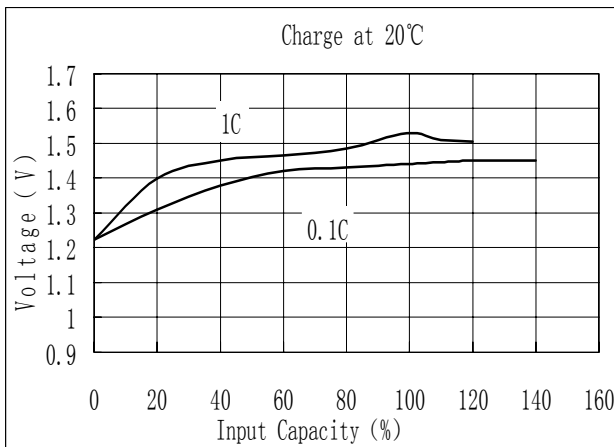
MODEL No: J-2/3AA400

Description: 400 mAh SIZE NI-Cd AA



Specification

Nominal Capacity		400 mAh	
Nominal Voltage		1.2 V	
Charge current	Standard	40 mA	
	Fast	400 mA	
Charge time	Standard	14~16 Hrs	
	Fast	1.2 Hrs	
Ambient Temperature	Charge	Standard	0°C~45°C
		Fast	10°C~45°C
	Discharge		-30°C~60°C
Storage		-20°C~60°C	
Internal Impedance(mΩ) (After Charge)		≤ 35	
Weight		10.5 g	



Reserves the right to alter or amend the design,model and specification without prior notice.