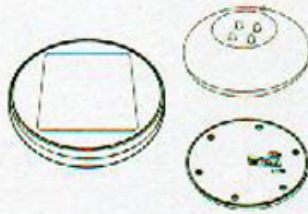


## INSTALLATION INSTRUCTIONS

### ① INSTALLATION



### ② WARNING



### ③ LOCATION

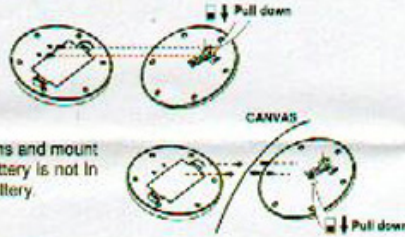


### ④ CHARGE

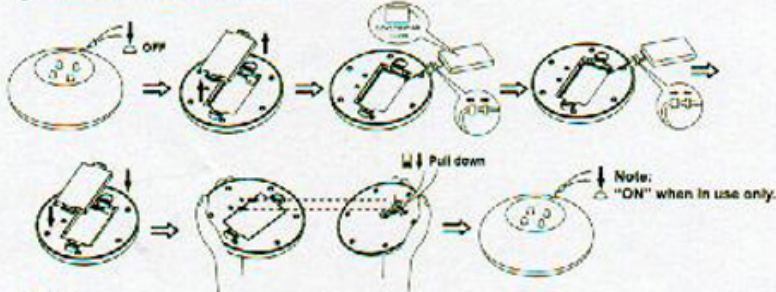
Prior to first use, set power switch to "OFF" position and fully charge the battery for 2 days under full sunlight. Repeat this procedure every three (3) months to fully recharge the battery.

#### NOTE:

After the battery is charged, you may hide the pins and mount the lamp on the umbrella or tent. When the battery is not in use, make sure to turn the unit off to save the battery.



### ⑤ BATTERY REPLACEMENT



Li-ion battery must be recycled or disposed of properly.



#### Environmental Protection

Waste electrical products should not be disposed of with household waste. Please recycle where facilities exist. Check with your Local Authority or retailer for recycling advice.